

HIV IN MARYLAND, 2017

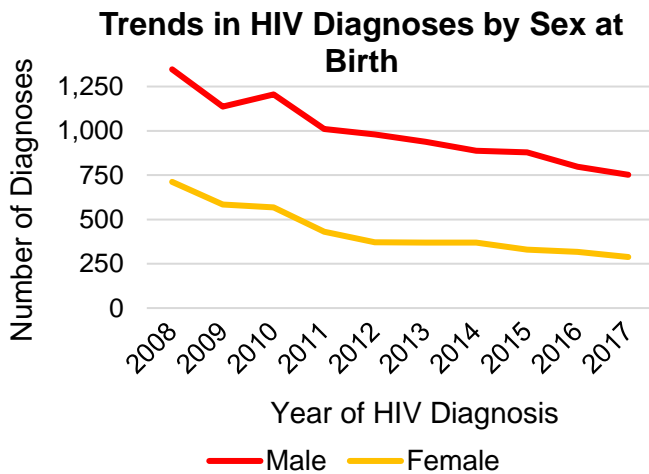
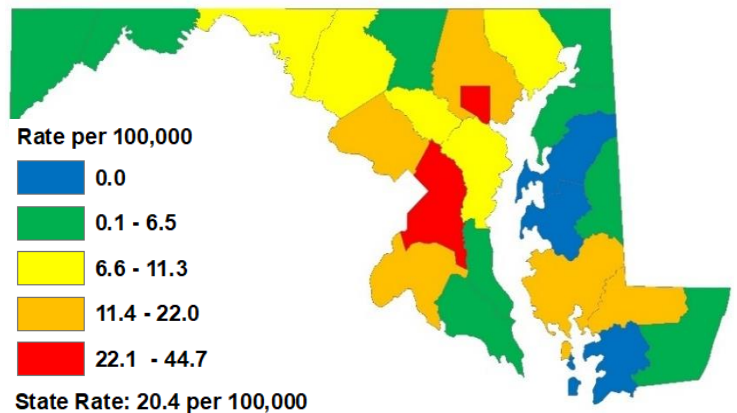
SEPTEMBER 2018

New HIV Diagnoses in Maryland

In 2017, there were 1,040 adult/adolescent reported HIV diagnoses.

- In 2017, Baltimore City and Prince George's County had the highest rates of new HIV diagnoses.
- 70.8% of the 1,040 reported HIV diagnoses in Maryland in 2017 were NH-Black, 14.2% were NH-White, 10.2% were Hispanic, and 4.8% were NH-Other.

HIV Diagnoses, Rates by Jurisdiction, 2017

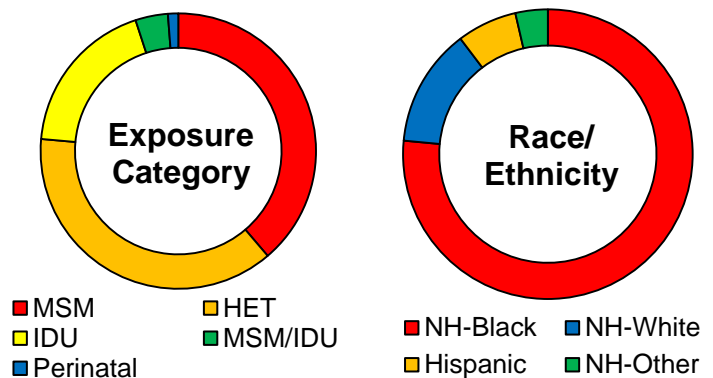


- It is estimated that an additional 11.6% of people living with HIV in Maryland remain undiagnosed, as of 2016.
- Of the 1,040 HIV diagnoses in 2017, 35.0% were among adults ages 20-29 years old, 25.9% were among those ages 30-39, and 14.5% were among those ages 40-49.

Characteristics of Marylanders Living with HIV

At the end of 2017, there were 30,566 living people with diagnosed HIV in Maryland.

- Case rates (per 100,000) were twice as high in males (826.4) compared to females (392.8).
- Total living HIV case rates were 3 to 10 times higher among NH-Blacks (1,509.8) compared to Hispanics (433.2) and NH-Whites (146.5). 74.2% of living Maryland diagnoses were NH-Black.



NH: Non-Hispanic | HET: Heterosexual Contact | IDU: Injection Drug Use | MSM: Male-to-male Sexual Contact

Center for HIV Surveillance, Epidemiology and Evaluation
Prevention and Health Promotion Administration
Maryland Department of Health
<http://phpa.health.maryland.gov/OIDEOR/CHSE>

Multiple imputation was used to estimate and adjust for missing exposure category.
Data represents adults and adolescents (ages 13+) only.
Data reported through 06/30/2018 from the Maryland Enhanced HIV/AIDS Reporting System (eHARS).