



# Maryland Weekly Influenza Surveillance Activity Report

A summary of influenza surveillance indicators reported to MDH for the week ending November 11, 2017

Prepared by the Infectious Disease Epidemiology and Outbreak Response Bureau  
Prevention and Health Promotion Administration  
Maryland Department of Health

*The data presented in this document are provisional and subject to change as additional reports are received.*

## SUMMARY

During the week ending November 11, 2017, influenza-like illness (ILI) intensity in Maryland was **MINIMAL** and there was **LOCAL** geographic activity. The proportion of outpatient visits for ILI reported by Sentinel Providers and Maryland Emergency Departments was low. The proportion of MRITS respondents reporting ILI was also low. Clinical laboratories reported a low number of specimens testing positive for influenza. No specimens tested positive for influenza at the MDH lab. There were 6 influenza-associated hospitalizations. One respiratory outbreak was reported to MDH.

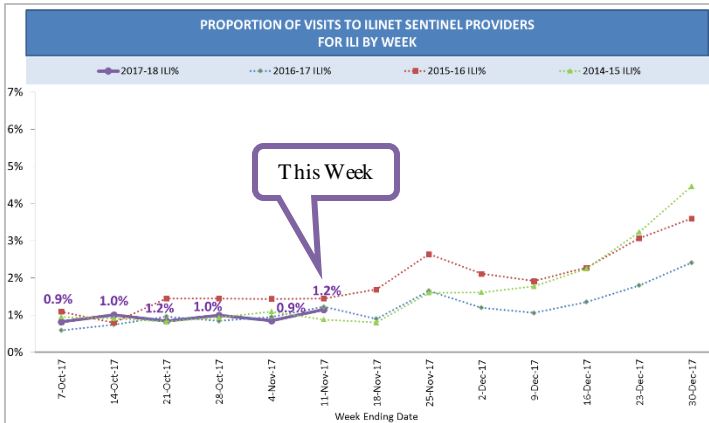
[Click here to visit our influenza surveillance web page](#)

ILI Intensity Levels
✓ Minimal
Low
Moderate
High

Influenza Geographic Activity
No Activity
Sporadic
✓ Local
Regional
Widespread

## ILINet Sentinel Providers

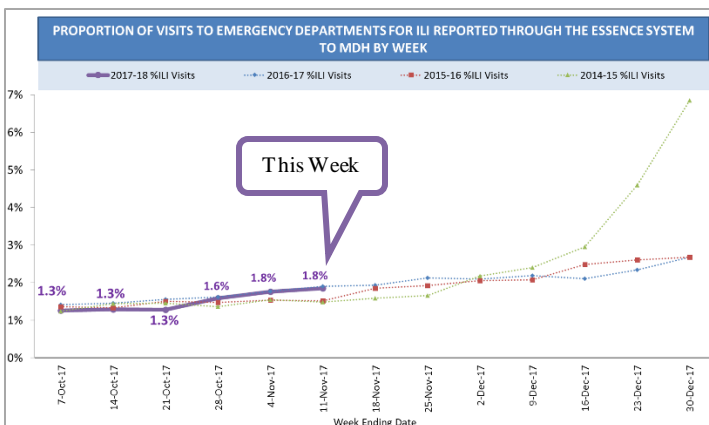
25 sentinel providers reported a total of 7,466 visits this week. Of those, 86 (1.2%) were visits for ILI. This is **below** the Maryland baseline of **2.0%**.



ILI Visits To Sentinel Providers By Age Group	This Week Number (%)	Last Week Number (%)	Season Number (%)
Age 0-4	35 (41%)	24 (34%)	140 (31%)
Age 5-24	30 (35%)	30 (43%)	172 (38%)
Age 25-49	12 (14%)	11 (16%)	90 (20%)
Age 50-64	6 (7%)	4 (6%)	38 (8%)
Age ≥ 65	3 (3%)	1 (1%)	15 (3%)
<b>Total</b>	<b>86 (100%)</b>	<b>70 (100%)</b>	<b>455 (100%)</b>

## Visits to Emergency Departments for ILI

Emergency Departments in Maryland reported a total of 42,791 visits this week through the [ESSENCE surveillance system](#). Of those, 791 (1.8%) were visits for ILI.



ILI Visits To Emergency Departments By Age Group	This Week Number (%)	Last Week Number (%)	Season Number (%)
Age 0-4	292 (37%)	267 (34%)	1,307 (33%)
Age 5-24	206 (26%)	208 (26%)	1,033 (26%)
Age 25-49	184 (23%)	187 (24%)	983 (25%)
Age 50-64	65 (8%)	74 (9%)	386 (10%)
Age ≥ 65	44 (6%)	49 (6%)	260 (7%)
<b>Total</b>	<b>791 (100%)</b>	<b>785 (100%)</b>	<b>3,969 (100%)</b>

## Neighboring states' influenza information:

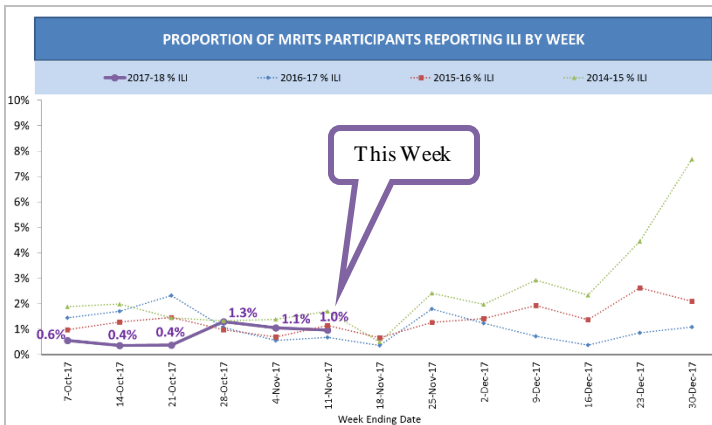
- Delaware <http://dhss.delaware.gov/dph/epi/influenzahome.html>
- District of Columbia <http://doh.dc.gov/service/influenza>
- Pennsylvania <http://www.health.pa.gov/My%20Health/Diseases%20and%20Conditions/I-L/Pages/Influenza.aspx#.V-LtaPkrJD8>
- Virginia <http://www.vdh.virginia.gov/epidemiology/influenza-flu-in-virginia/influenza-surveillance/>
- West Virginia <http://dhhr.wv.gov/oeps/disease/flu/Pages/fluSurveillance.aspx>

# Maryland Weekly Influenza Surveillance Activity Report

A summary of influenza surveillance indicators reported to MDH for the week ending November 11, 2017

## Community-based Influenza Surveillance (MRITS)

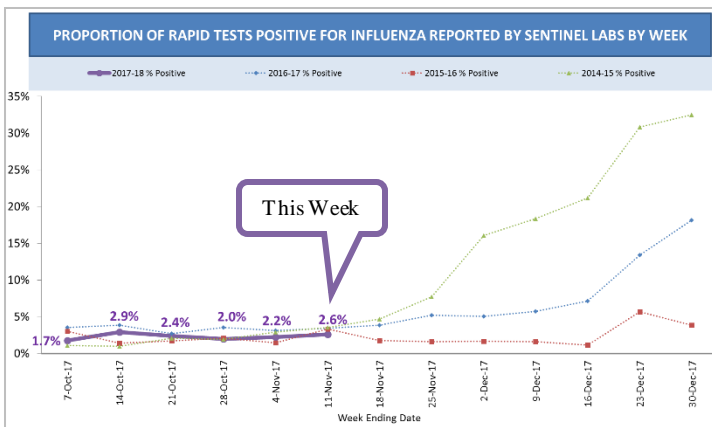
MRITS is the Maryland Resident Influenza Tracking System, a weekly survey for influenza-like illness (ILI). A total of 522 residents responded to the [MRITS survey](#) this week. Of those, 5 (1.0%) reported having ILI and missing greater than 15 cumulative days of regular daily activities.



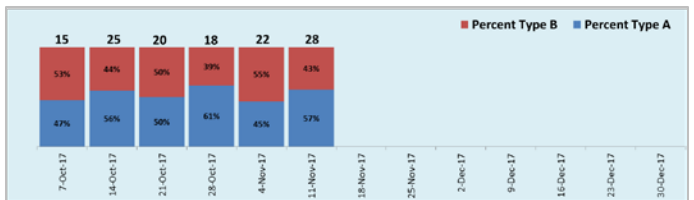
MRITS Respondents Reporting ILI By Age Group	This Week Number (%)	Last Week Number (%)	Season Number (%)
Age 0-4	--	--	2 (8%)
Age 5-24	3 (60%)	2 (33%)	7 (28%)
Age 25-49	--	1 (17%)	4 (16%)
Age 50-64	2 (40%)	2 (33%)	8 (32%)
Age ≥ 65	--	1 (17%)	4 (16%)
Total	5 (100%)	6 (100%)	25 (100%)

## Clinical Laboratory Influenza Testing

43 clinical laboratories reported performing 1,072 influenza diagnostic tests, mostly rapid influenza diagnostic tests (RIDTs). Of those, 28 (2.6%) were positive for influenza. Of those testing positive, 16 (57%) were influenza Type A and 12 (43%) were influenza Type B. The [reliability of RIDTs](#) depends largely on the conditions under which they are used. False-positive (and true-negative) results are more likely to occur when the disease prevalence in the community is low, which is generally at the beginning and end of the influenza season and during the summer.

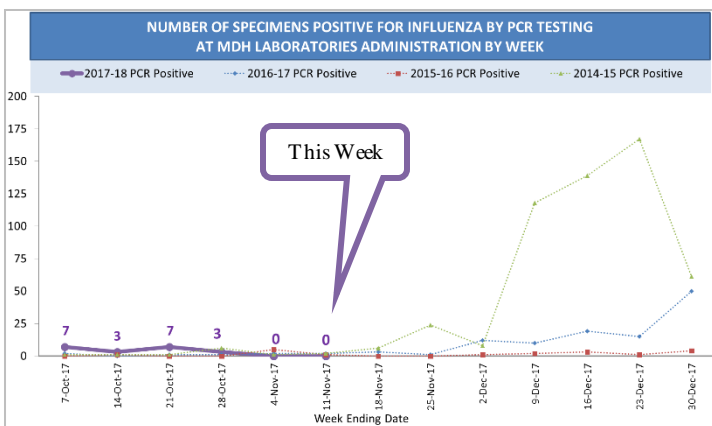


Positive Rapid Flu Tests by Type	This Week Number (%)	Last Week Number (%)	Season Number (%)
Type A	16 (57%)	10 (45%)	68 (53%)
Type B	12 (43%)	12 (55%)	60 (47%)
Total	28 (100%)	22 (100%)	128 (100%)



## State Laboratories Administration Influenza Testing

The MDH Laboratories Administration performed a total of 81 PCR tests for influenza and all were negative. PCR testing is more reliable than RIDT. The MDH testing identifies subtypes of influenza A and lineages of influenza B, information that is not available from the RIDT results. The table below summarizes results by type, subtype, and lineage.



Positive PCR Tests by Type (Subtype)	This Week Number (%)	Last Week Number (%)	Season Number (%)
Type A (H1)	--	--	1 (5%)
Type A (H3)	--	--	14 (70%)
Type B (Victoria)	--	--	--
Type B (Yamagata)	--	--	2 (10%)
Type A (H3N2v)	--	--	3 (15%)
Total	--	--	20 (100%)

## Where to get an influenza vaccination

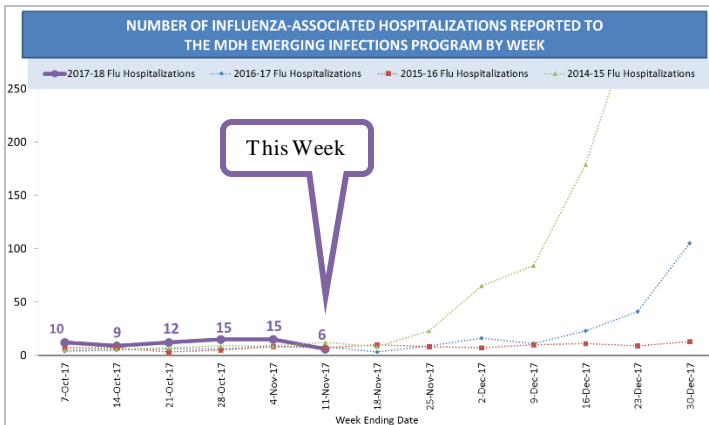
Interested in getting a flu vaccine for the 2017-18 influenza season? Go to <https://phpa.health.maryland.gov/influenza/Pages/getvaccinated.aspx> and click on your county/city of residence. You will be redirected to your local health department website for local information on where to get your flu vaccine.

# Maryland Weekly Influenza Surveillance Activity Report

A summary of influenza surveillance indicators reported to MDH for the week ending November 11, 2017

## Influenza-associated Hospitalizations

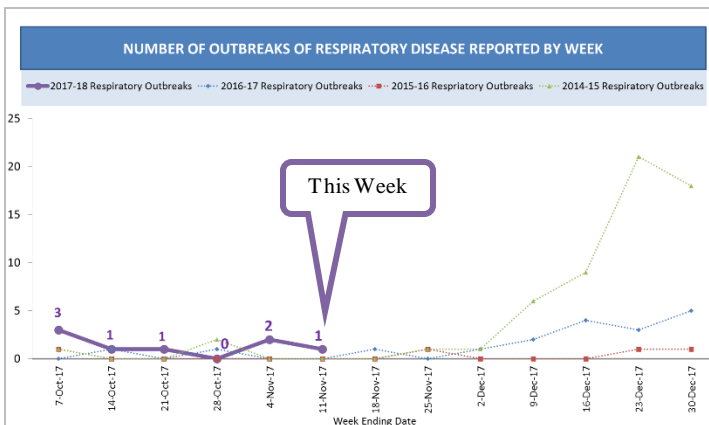
A total of 6 influenza-associated hospitalizations were reported this week. (A person with an overnight hospital stay along with a positive influenza test of any kind, e.g., RIDT or PCR, is considered an "influenza-associated hospitalization" for purposes of influenza surveillance.)



Influenza-Associated Hospitalizations by Age Group	This Week Number (%)	Last Week Number (%)	Season Number (%)
Age 0-4	1 (17%)	1 (7%)	7 (10%)
Age 5-17	--	3 (20%)	5 (7%)
Age 18-24	--	--	6 (9%)
Age 25-49	2 (33%)	1 (7%)	10 (14%)
Age 50-64	1 (17%)	4 (27%)	18 (26%)
Age ≥ 65	2 (33%)	6 (40%)	23 (33%)
<b>Total</b>	<b>6 (100%)</b>	<b>15 (100%)</b>	<b>69 (100%)</b>

## Outbreaks of Respiratory Disease

There was one respiratory outbreak reported to MDH this week. (Disease outbreaks of any kind are reportable in Maryland. Respiratory outbreaks may be reclassified once a causative agent is detected, e.g., from ILI to influenza.)



Respiratory Outbreaks by Type	This Week Number (%)	Last Week Number (%)	Season Number (%)
Influenza	--	--	1 (13%)
Influenza-like Illness	--	1 (50%)	3 (38%)
Pneumonia	1(100%)	1 (50%)	4 (50%)
Other Respiratory	--	--	--
<b>Total</b>	<b>1(100%)</b>	<b>2 (100%)</b>	<b>8 (100%)</b>

## National Influenza Surveillance (CDC)

During week 45 (November 5-11, 2017), influenza activity was low in the United States.

- Viral Surveillance:** The most frequently identified influenza virus type reported by public health laboratories during week 45 was influenza A. The percentage of respiratory specimens testing positive for influenza in clinical laboratories is increasing.
- Pneumonia and Influenza Mortality:** The proportion of deaths attributed to pneumonia and influenza (P&I) was below the system-specific epidemic threshold in the National Center for Health Statistics (NCHS) Mortality Surveillance System.
- Influenza-associated Pediatric Deaths:** No influenza-associated pediatric deaths were reported.
- Outpatient Illness Surveillance:** The proportion of outpatient visits for influenza-like illness (ILI) was 1.9%, which is below the national baseline of 2.2%. One region reported ILI at or above their region-specific baseline level. One state experienced high ILI activity; two states experienced moderate ILI activity; six states experienced low ILI activity; New York City, and the District of Columbia, Puerto Rico, and 41 states experienced minimal ILI activity.
- Geographic Spread of Influenza:** The geographic spread of influenza in Guam, Puerto Rico and nine states was reported as regional; 13 states reported local activity; the U.S. Virgin Islands and 26 states reported sporadic activity; and the District of Columbia and two states reported no activity.

