



Maryland Weekly Influenza Surveillance Activity Report

A summary of influenza surveillance indicators reported to MDH for the week ending December 30, 2017

Prepared by the Infectious Disease Epidemiology and Outbreak Response Bureau
Prevention and Health Promotion Administration
Maryland Department of Health

The data presented in this document are provisional and subject to change as additional reports are received.

SUMMARY

During the week ending December 30, 2017, influenza-like illness (ILI) intensity in Maryland was **HIGH** and there was **WIDESPREAD** geographic activity. The proportion of outpatient visits for ILI reported by Sentinel Providers and by Maryland Emergency Departments increased. The proportion of MRITS respondents reporting ILI also increased. Clinical laboratories reported an increase in the proportion of specimens testing positive for influenza. Forty-nine specimens tested positive for influenza at the MDH lab. There were 122 influenza-associated hospitalizations. Four respiratory outbreaks were reported to MDH.

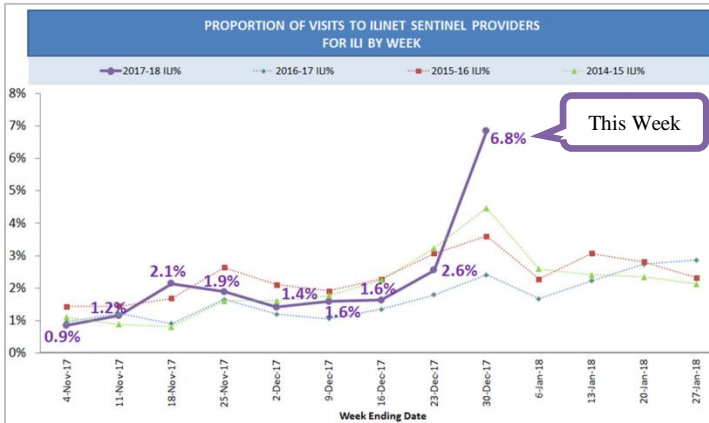
[Click here to visit our influenza surveillance web page](#)

ILI Intensity Levels
Minimal
Low
Moderate
✓ High

Influenza Geographic Activity
No Activity
Sporadic
Local
Regional
✓ Widespread

ILINet Sentinel Providers

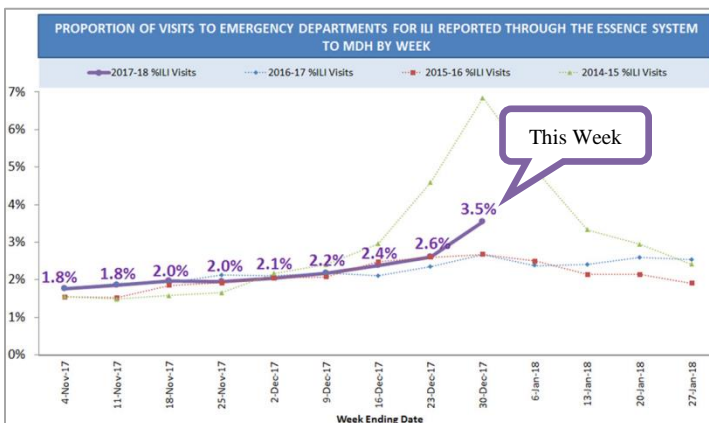
Seventeen sentinel providers reported a total of 2,689 visits this week. Of those, 184 (6.8%) were visits for ILI. This is **above** the Maryland baseline of **2.0%**.



ILI Visits To Sentinel Providers By Age Group	This Week Number (%)	Last Week Number (%)	Season Number (%)
Age 0-4	48 (26%)	31 (20%)	388 (28%)
Age 5-24	62 (34%)	61 (40%)	528 (38%)
Age 25-49	36 (20%)	33 (22%)	268 (19%)
Age 50-64	21 (11%)	15 (10%)	124 (9%)
Age ≥ 65	17 (9%)	12 (8%)	71 (5%)
Total	184 (100%)	152 (100%)	1,379 (100%)

Visits to Emergency Departments for ILI

Emergency Departments in Maryland reported a total of 44,461 visits this week through the [ESSENCE surveillance system](#). Of those, 1,574 (3.5%) were visits for ILI.



ILI Visits To Emergency Departments By Age Group	This Week Number (%)	Last Week Number (%)	Season Number (%)
Age 0-4	512 (33%)	348 (32%)	3,866 (35%)
Age 5-24	351 (22%)	267 (25%)	2,727 (25%)
Age 25-49	373 (24%)	248 (23%)	2,537 (23%)
Age 50-64	164 (10%)	125 (12%)	1,108 (10%)
Age ≥ 65	174 (11%)	95 (9%)	838 (8%)
Total	1,574 (100%)	1,083 (100%)	11,076 (100%)

Neighboring states' influenza information:

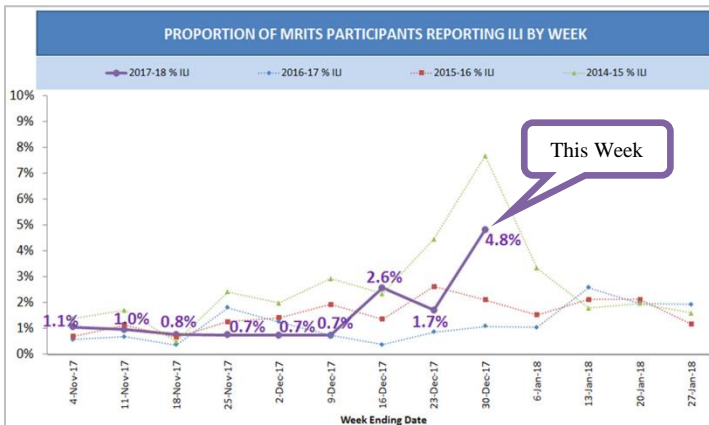
- Delaware <http://dhss.delaware.gov/dph/epi/influenzahome.html>
- District of Columbia <http://doh.dc.gov/service/influenza>
- Pennsylvania <http://www.health.pa.gov/My%20Health/Diseases%20and%20Conditions/I-L/Pages/Influenza.aspx#.V-LtaPkrJD8>
- Virginia <http://www.vdh.virginia.gov/epidemiology/influenza-flu-in-virginia/influenza-surveillance/>
- West Virginia <http://dhhr.wv.gov/oeps/disease/flu/Pages/fluSurveillance.aspx>

Maryland Weekly Influenza Surveillance Activity Report

A summary of influenza surveillance indicators reported to MDH for the week ending December 30, 2017

Community-based Influenza Surveillance (MRITS)

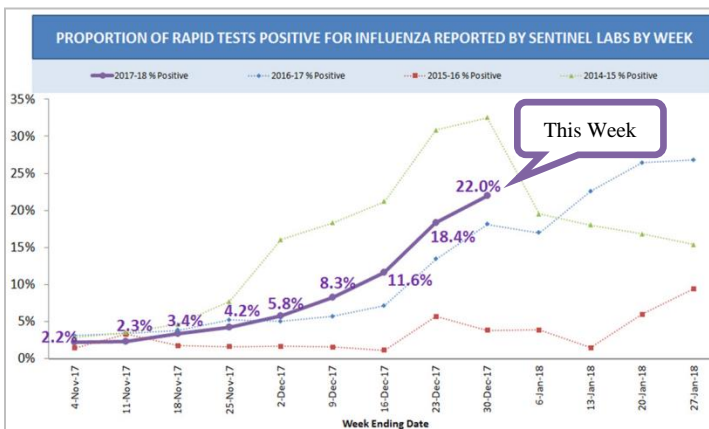
MRITS is the Maryland Resident Influenza Tracking System, a weekly survey for influenza-like illness (ILI). A total of 560 residents responded to the [MRITS survey](#) this week. Of those, 27 (4.8%) reported having ILI and missing greater than 72 cumulative days of regular daily activities.



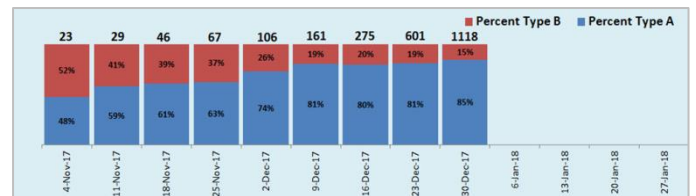
MRITS Respondents Reporting ILI By Age Group	This Week Number (%)	Last Week Number (%)	Season Number (%)
Age 0-4	--	--	3 (3%)
Age 5-24	7 (26%)	5 (63%)	30 (33%)
Age 25-49	4 (15%)	3 (38%)	19 (21%)
Age 50-64	13 (48%)	--	30 (33%)
Age ≥ 65	3 (11%)	--	8 (9%)
Total	27 (100%)	8 (100%)	90 (100%)

Clinical Laboratory Influenza Testing

There were 59 clinical laboratories reporting 5,089 influenza diagnostic tests, mostly rapid influenza diagnostic tests (RIDTs). Of those, 1,118 (22.0%) were positive for influenza. Of those testing positive, 950 (85%) were influenza Type A and 168 (15%) were influenza Type B. The [reliability of RIDTs](#) depends largely on the conditions under which they are used. False-positive (and true-negative) results are more likely to occur when the disease prevalence in the community is low, which is generally at the beginning and end of the influenza season and during the summer.

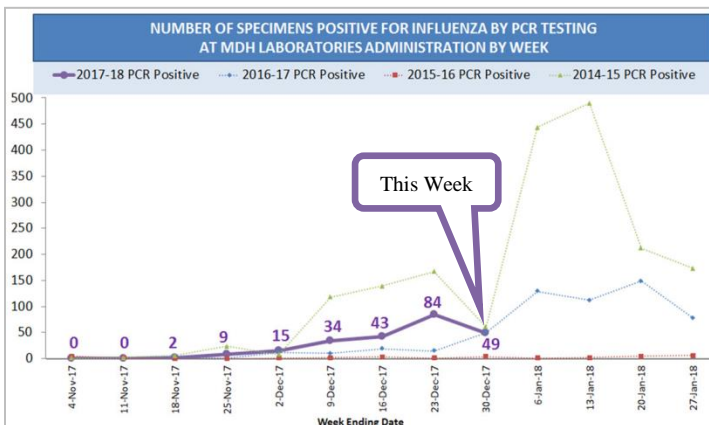


Positive Rapid Flu Tests by Type	This Week Number (%)	Last Week Number (%)	Season Number (%)
Type A	950 (85%)	489 (81%)	2,008 (80%)
Type B	168 (15%)	112 (19%)	496 (20%)
Total	1,118 (100%)	601 (100%)	2,504 (100%)



State Laboratories Administration Influenza Testing

The MDH Laboratories Administration performed a total of 161 PCR tests for influenza and 49 (30.4%) were positive for influenza. Of those testing positive, 27 (55.1%) were positive for Type A (H3), 5 (10.2%) were positive for Type A (H1), 14 (28.6%) were positive for Type B (Yamagata), and 3 (6.1%) were positive for Type B (Victoria). PCR testing is more reliable than RIDT. The MDH testing identifies subtypes of influenza A and lineages of influenza B, information that is not available from the RIDT results. The table below summarizes results by type, subtype, and lineage.



Positive PCR Tests by Type (Subtype)	This Week Number (%)	Last Week Number (%)	Season Number (%)
Type A (H1)	5 (10%)	11 (13%)	27 (11%)
Type A (H3)	27 (55%)	71 (85%)	197 (77%)
Type B (Victoria)	3 (6%)	--	3 (1%)
Type B (Yamagata)	14 (29%)	2 (2%)	26 (10%)
Type A (H3N2v)	--	--	3 (1%)
Total	49 (100%)	84 (100%)	256 (100%)

Where to get an influenza vaccination

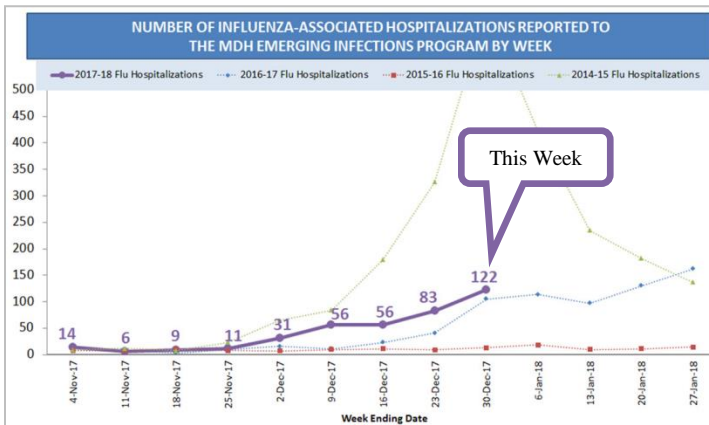
Interested in getting a flu vaccine for the 2017-18 influenza season? Go to <https://phpa.health.maryland.gov/influenza/Pages/getvaccinated.aspx> and click on your county/city of residence. You will be redirected to your local health department website for local information on where to get your flu vaccine.

Maryland Weekly Influenza Surveillance Activity Report

A summary of influenza surveillance indicators reported to MDH for the week ending December 30, 2017

Influenza-associated Hospitalizations

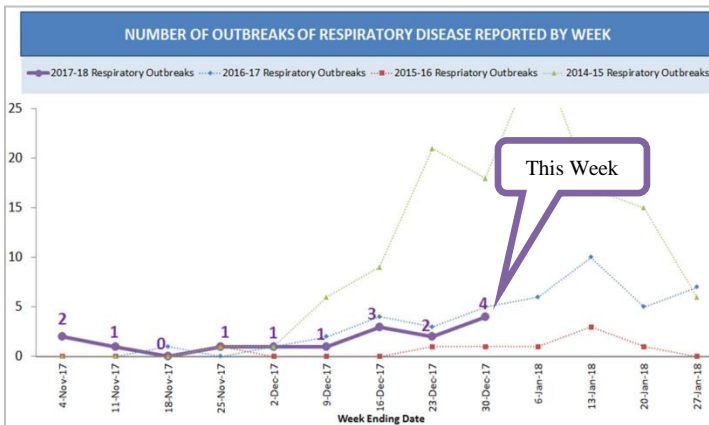
A total of 122 influenza-associated hospitalizations were reported this week. (A person with an overnight hospital stay along with a positive influenza test of any kind, e.g., RIDT or PCR, is considered an “influenza-associated hospitalization” for purposes of influenza surveillance.)



Influenza-Associated Hospitalizations by Age Group	This Week Number (%)	Last Week Number (%)	Season Number (%)
Age 0-4	5 (4%)	7 (8%)	32 (7%)
Age 5-17	3 (2%)	1 (1%)	14 (3%)
Age 18-24	5 (4%)	2 (2%)	13 (3%)
Age 25-49	16 (13%)	9 (11%)	59 (14%)
Age 50-64	16 (13%)	21 (25%)	91 (21%)
Age ≥ 65	77 (63%)	43 (52%)	219 (51%)
Total	122 (100%)	83 (100%)	428 (100%)

Outbreaks of Respiratory Disease

There were four respiratory outbreaks reported to MDH this week. (Disease outbreaks of any kind are reportable in Maryland. Respiratory outbreaks may be reclassified once a causative agent is detected, e.g., from ILI to influenza.)



Respiratory Outbreaks by Type	This Week Number (%)	Last Week Number (%)	Season Number (%)
Influenza	2 (50%)	2 (100%)	8 (40%)
Influenza-like Illness	1 (25%)	--	7 (35%)
Pneumonia	1 (25%)	--	5 (25%)
Other Respiratory	--	--	--
Total	4 (100%)	2 (100%)	20 (100%)

National Influenza Surveillance (CDC)

During week 52 (December 24-30, 2017), influenza activity increased sharply in the United States.

- Viral Surveillance:** The most frequently identified influenza virus subtype reported by public health laboratories during week 52 was influenza A(H3). The percentage of respiratory specimens testing positive for influenza in clinical laboratories increased.
- Pneumonia and Influenza Mortality:** The proportion of deaths attributed to pneumonia and influenza (P&I) was below the system-specific epidemic threshold in the National Center for Health Statistics (NCHS) Mortality Surveillance System.
- Influenza-associated Pediatric Deaths:** One influenza-associated pediatric death was reported.
- Influenza-associated Hospitalizations:** A cumulative rate of 13.7 laboratory-confirmed influenza-associated hospitalizations per 100,000 population was reported.
- Outpatient Illness Surveillance:** The proportion of outpatient visits for influenza-like illness (ILI) was 5.8%, which is above the national baseline of 2.2%. All 10 regions reported ILI at or above region-specific baseline levels. New York City and 26 states experienced high ILI activity; Puerto Rico and nine states experienced moderate ILI activity; the District of Columbia and six states experienced low ILI activity; and nine states experienced minimal ILI activity.
- Geographic Spread of Influenza:** The geographic spread of influenza in 46 states was reported as widespread; four states reported regional activity; the District of Columbia reported local activity; and Guam, Puerto Rico, and the U.S. Virgin Islands did not report.

