



# Maryland Weekly Influenza Surveillance Activity Report

A summary of influenza surveillance indicators reported to MDH for the week ending December 22, 2018

Prepared by the Division of Infectious Disease Surveillance  
Prevention and Health Promotion Administration  
Maryland Department of Health

*The data presented in this document are provisional and subject to change as additional reports are received.*

## SUMMARY

During the week ending December 22, 2018 influenza-like illness (ILI) intensity in Maryland was **HIGH** and there was **no** geographic activity calculated due to holidays. The proportion of outpatient visits for ILI reported by Sentinel Providers and outpatient visits for ILI reported by Maryland Emergency Departments increased from last week. The proportion of MRITS respondents reporting ILI increased. Clinical laboratories reported an increase in the proportion of specimens testing positive for influenza. Fifty specimens tested positive for influenza at the MDH lab. There were 25 influenza-associated hospitalizations. There were two respiratory outbreaks reported to MDH.

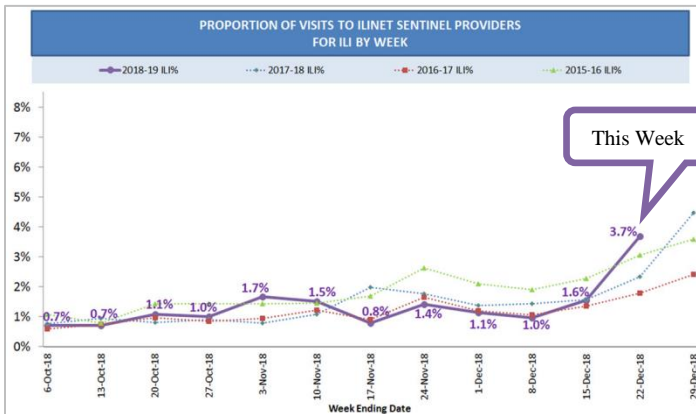
[Click here to visit our influenza surveillance web page](#)

ILI Intensity Levels
Minimal
Low
Moderate
<b>✓ High</b>

Influenza Geographic Activity
No Activity
<b>NOT CALCULATED</b>
Widespread

## ILINet Sentinel Providers

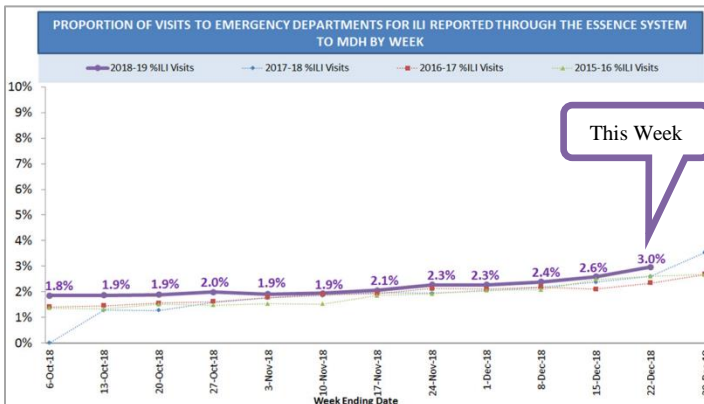
Fifteen providers reported a total of 4,837 visits this week. Of those, 178 (3.7%) were visits for ILI. This is **above** the Maryland baseline of 2.0%.



ILI Visits To Sentinel Providers By Age Group	This Week Number (%)	Last Week Number (%)	Season Number (%)
Age 0-4	50 (28%)	45 (42%)	319 (30%)
Age 5-24	71 (40%)	35 (33%)	425 (40%)
Age 25-49	36 (20%)	14 (13%)	175 (16%)
Age 50-64	13 (7%)	6 (6%)	92 (9%)
Age ≥ 65	8 (4%)	6 (6%)	59 (6%)
<b>Total</b>	<b>178 (100%)</b>	<b>106 (100%)</b>	<b>1,070 (100%)</b>

## Visits to Emergency Departments for ILI

Emergency Departments in Maryland reported a total of 52,613 visits this week through the [ESSENCE surveillance system](#). Of those, 1,560 (3.0%) were visits for ILI.



ILI Visits To Emergency Departments By Age Group	This Week Number (%)	Last Week Number (%)	Season Number (%)
Age 0-4	361 (23%)	351 (25%)	3,476 (24%)
Age 5-24	494 (32%)	433 (31%)	4,695 (33%)
Age 25-49	464 (30%)	385 (28%)	3,910 (27%)
Age 50-64	167 (11%)	146 (10%)	1,469 (10%)
Age ≥ 65	74 (5%)	81 (6%)	845 (6%)
<b>Total</b>	<b>1,560 (100%)</b>	<b>1,396 (100%)</b>	<b>14,395 (100%)</b>

## Neighboring states' influenza information:

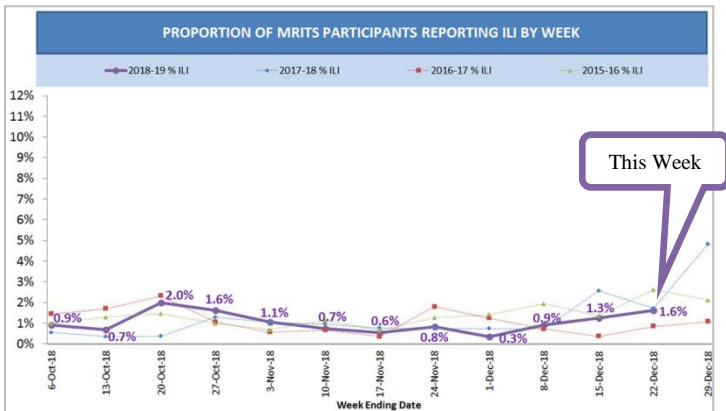
- Delaware <http://dhss.delaware.gov/dph/epi/influenzahome.html>
- District of Columbia <http://doh.dc.gov/service/influenza>
- Pennsylvania <http://www.health.pa.gov/My%20Health/Diseases%20and%20Conditions/I-L/Pages/Influenza.aspx#.V-LtaPkrJD8>
- Virginia <http://www.vdh.virginia.gov/epidemiology/influenza-flu-in-virginia/influenza-surveillance/>
- West Virginia <http://dhhr.wv.gov/oeps/disease/flu/Pages/fluSurveillance.aspx>

# Maryland Weekly Influenza Surveillance Activity Report

A summary of influenza surveillance indicators reported to MDH for the week ending December 22, 2018

## Community-based Influenza Surveillance (MRITS)

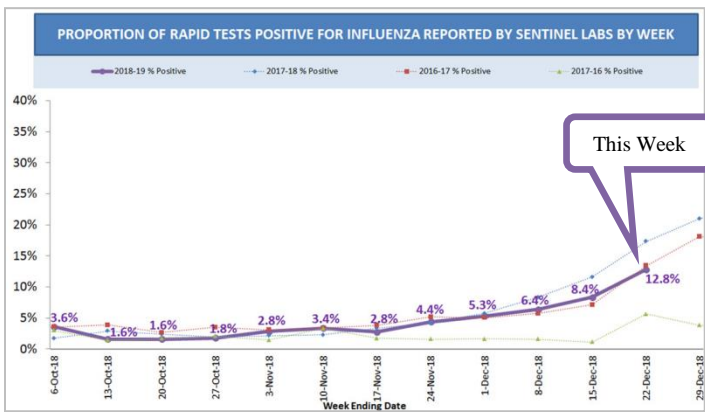
MRITS is the Maryland Resident Influenza Tracking System, a weekly survey for influenza-like illness (ILI). A total of 493 residents responded to the [MRITS survey](#) this week. Of those, 8 (1.6%) reported having ILI and missing greater than 32 cumulative day of regular daily activities.



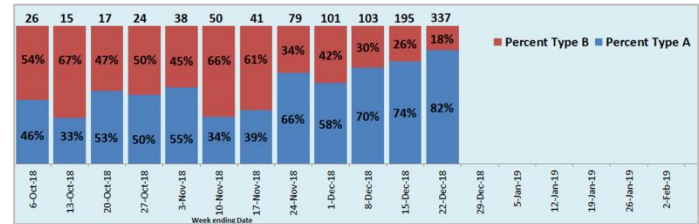
MRITS Respondents Reporting ILI By Age Group	This Week Number (%)	Last Week Number (%)	Season Number (%)
Age 0-4	1 (13%)	1 (14%)	8 (12%)
Age 5-24	2 (25%)	2 (29%)	16 (24%)
Age 25-49	1 (13%)	2 (29%)	18 (26%)
Age 50-64	2 (25%)	0 (0%)	14 (21%)
Age ≥ 65	2 (25%)	2 (29%)	12 (18%)
Total	8 (100%)	7 (100%)	68 (100%)

## Clinical Laboratory Influenza Testing

There were 46 clinical laboratories reporting 2,626 influenza diagnostic tests, mostly rapid influenza diagnostic tests (RIDTs). Of those, 337 (12.8%) were positive for influenza. Of those testing positive, 277 (82%) were influenza Type A and 60 (18%) were influenza Type B. The [reliability of RIDTs](#) depends largely on the conditions under which they are used. False-positive (and true-negative) results are more likely to occur when the disease prevalence in the community is low, which is generally at the beginning and end of the influenza season and during the summer.

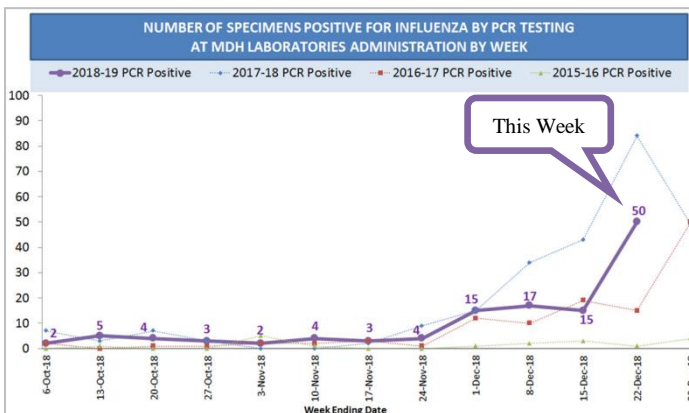


Positive Rapid Flu Tests by Type	This Week Number (%)	Last Week Number (%)	Season Number (%)
Type A	277 (82%)	145 (74%)	699 (68%)
Type B	60 (18%)	50 (26%)	330 (32%)
Total	337 (100%)	195 (100%)	1,029 (100%)



## State Laboratories Administration Influenza Testing

The MDH Laboratories Administration performed a total of 130 PCR tests for influenza and 50 (38.5%) were positive for influenza. Of those testing positive, 43 (86%) were positive for Type A (H1), 2 (4%) were positive for Type A (H3), 4 (8%) were positive for Type B (Victoria), and 1 (2%) was positive for Type B (Yamagata). PCR testing is more reliable than RIDT. The MDH testing identifies subtypes of influenza A and lineages of influenza B, information that is not available from the RIDT results. The table below summarizes results by type, subtype, and lineage.



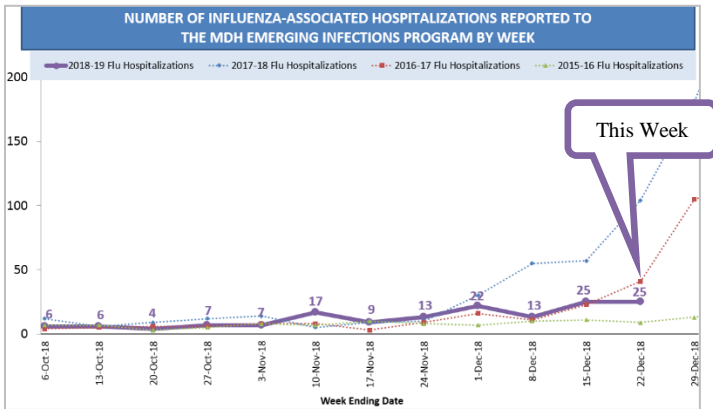
Positive PCR Tests by Type (Subtype)	This Week Number (%)	Last Week Number (%)	Season Number (%)
Type A (H1)	43 (86%)	14 (93%)	90 (73%)
Type A (H3)	2 (4%)	1 (7%)	14 (11%)
Type B (Victoria)	4 (8%)	0 (0%)	16 (13%)
Type B (Yamagata)	1 (2%)	0 (0%)	4 (3%)
Dual Type A (H1/H3)	0 (0%)	0 (0%)	0 (0%)
Total	50 (100%)	15 (100%)	124 (100%)

# Maryland Weekly Influenza Surveillance Activity Report

A summary of influenza surveillance indicators reported to MDH for the week ending December 22, 2018

## Influenza-associated Hospitalizations

A total of 25 influenza-associated hospitalizations were reported this week. (A person with an overnight hospital stay along with a positive influenza test of any kind, e.g., RIDT or PCR, is considered an “influenza-associated hospitalization” for purposes of influenza surveillance.) This surveillance is conducted as a component of the Maryland Emerging Infections Program.



Influenza-Associated Hospitalizations by Age Group	This Week Number (%)	Last Week Number (%)	Season Number (%)
Age 0-4	2 (8%)	1 (4%)	24 (16%)
Age 5-17	2 (8%)	2 (8%)	9 (6%)
Age 18-24	0 (0%)	2 (8%)	6 (4%)
Age 25-49	4 (16%)	4 (16%)	29 (19%)
Age 50-64	12 (48%)	9 (36%)	36 (23%)
Age ≥ 65	5 (20%)	7 (28%)	50 (32%)
<b>Total</b>	<b>25 (100%)</b>	<b>25 (100%)</b>	<b>154 (100%)</b>

## Influenza-associated Deaths

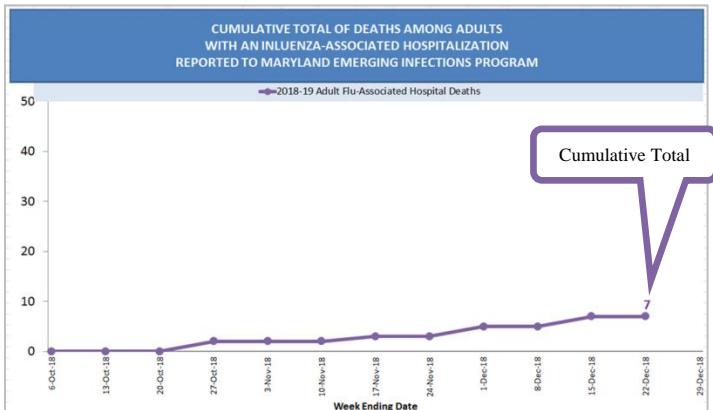
An influenza-associated death is one with a clinically compatible illness and a positive influenza test of any kind.

**Pediatric Deaths:** No pediatric (< 18 years of age) deaths were reported this week.

Influenza-associated pediatric mortality is a reportable condition in Maryland. Pediatric deaths are tracked without regard to hospitalization.

**Adult Deaths Among Hospitalized Patients:** A cumulative season total of 7 deaths have been reported among adults admitted to Maryland hospitals.

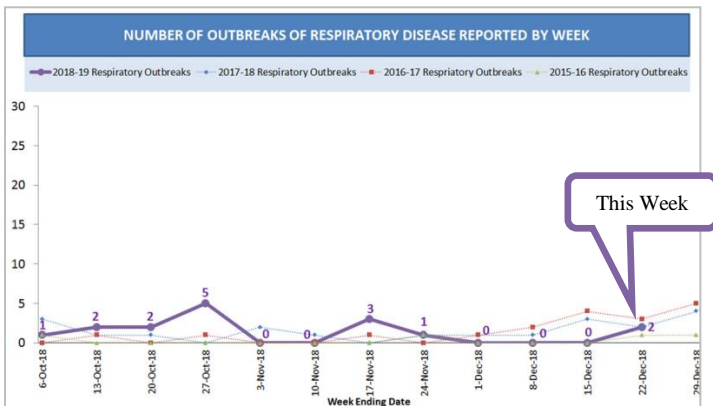
Influenza-associated adult mortality is *not* a reportable condition in Maryland. However, surveillance for mortality in hospitalized adults is conducted as a component of the Maryland Emerging Infections Program.



Influenza-Associated Deaths	Cumulative Season Total
Pediatric Deaths (Age < 18)	0
Adult Deaths (in hospitalized cases)	7

## Outbreaks of Respiratory Disease

There were two respiratory outbreaks reported to MDH this week. (Disease outbreaks of any kind are reportable in Maryland. Respiratory outbreaks may be reclassified once a causative agent is detected, e.g., from ILI to influenza.)



Respiratory Outbreaks by Type	This Week Number (%)	Last Week Number (%)	Season Number (%)
Influenza	1 (50%)	0 (0%)	1 (6%)
Influenza-like Illness	1 (50%)	0 (0%)	6 (38%)
Pneumonia	0 (0%)	0 (0%)	9 (56%)
Other Respiratory	0 (0%)	0 (0%)	0 (0%)
<b>Total</b>	<b>2 (0%)</b>	<b>0 (0%)</b>	<b>16 (100%)</b>

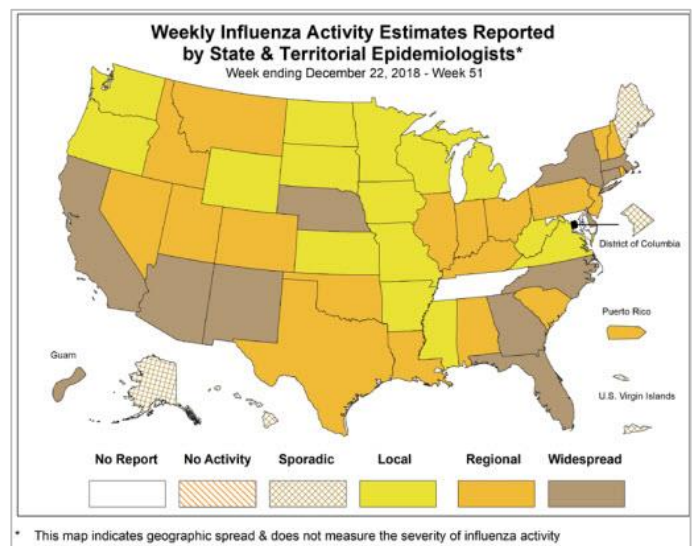
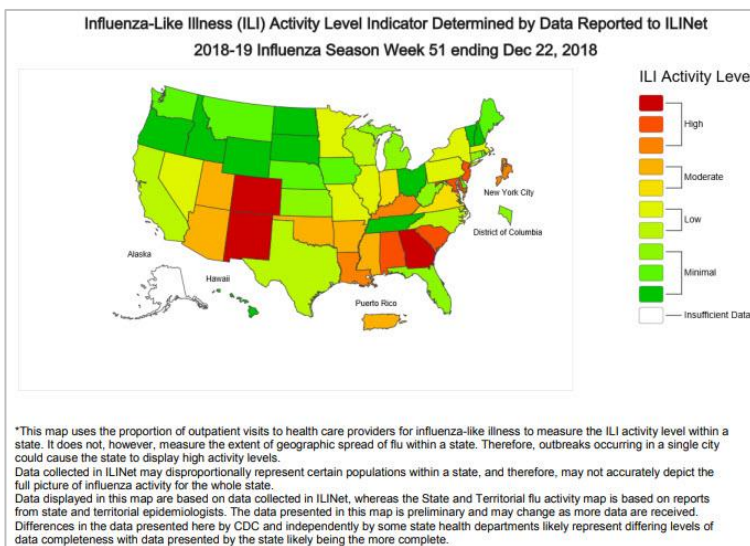
# Maryland Weekly Influenza Surveillance Activity Report

A summary of influenza surveillance indicators reported to MDH for the week ending December 22, 2018

## National Influenza Surveillance (CDC)

Influenza activity in the United States is increasing. Influenza A(H1N1)pdm09, influenza A(H3N2), and influenza B viruses continue to co-circulate.

- **Viral Surveillance:** Influenza A viruses have predominated in the United States since the beginning of October. Influenza A(H1N1)pdm09 viruses have predominated in most areas of the country, however influenza A(H3) viruses predominated in the southeastern United States (HHS Region 4). The percentage of respiratory specimens testing positive for influenza viruses in clinical laboratories is increasing.
- **Influenza-like Illness Surveillance:** The proportion of outpatient visits for influenza-like illness (ILI) increased to 3.3%, which is above the national baseline of 2.2%. Nine of 10 regions reported ILI at or above their region-specific baseline level.
- **Geographic Spread of Influenza:** The geographic spread of influenza in Guam and 11 states was reported as widespread; Puerto Rico and 19 states reported regional activity; 15 states reported local activity; the District of Columbia, the U.S. Virgin Islands and three states reported sporadic activity; and two states did not report.
- **Influenza-associated Hospitalizations:** A cumulative rate of 3.6 laboratory-confirmed influenza-associated hospitalizations per 100,000 population was reported. The highest hospitalization rate is among children younger than 5 years (10.0 hospitalizations per 100,000 population).
- **Pneumonia and Influenza Mortality:** The proportion of deaths attributed to pneumonia and influenza (P&I) was below the system-specific epidemic threshold in the National Center for Health Statistics (NCHS) Mortality Surveillance System.
- **Influenza-associated Pediatric Deaths:** Four influenza-associated pediatric deaths were reported to CDC during week 51
- **Outpatient Illness Surveillance:** Nationwide during week 51, 3.3% of patient visits reported through the U.S. Outpatient Influenza-like Illness Surveillance Network (ILINet) were due to influenza-like illness (ILI). This percentage is above the national baseline of 2.2%. (*ILI is defined as fever (temperature of 100°F [37.8°C] or greater) and cough and/or sore throat.*)



### Where to get an influenza vaccination

Interested in getting a flu vaccine for the 2018-19 influenza season? Go to <https://phpa.health.maryland.gov/influenza/Pages/getvaccinated.aspx> and click on your county/city of residence. You will be redirected to your local health department website for local information on where to get your flu vaccine.