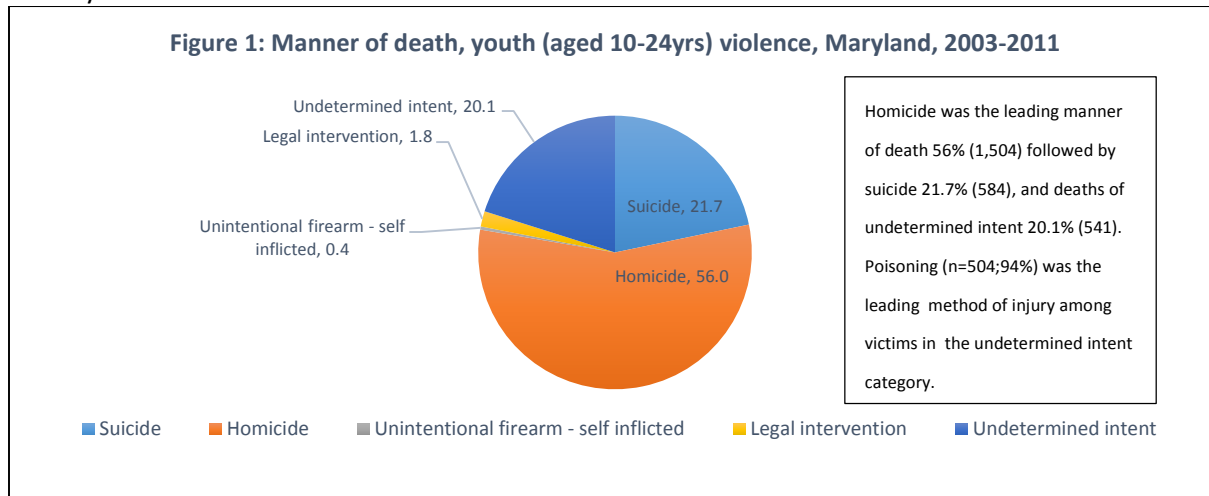


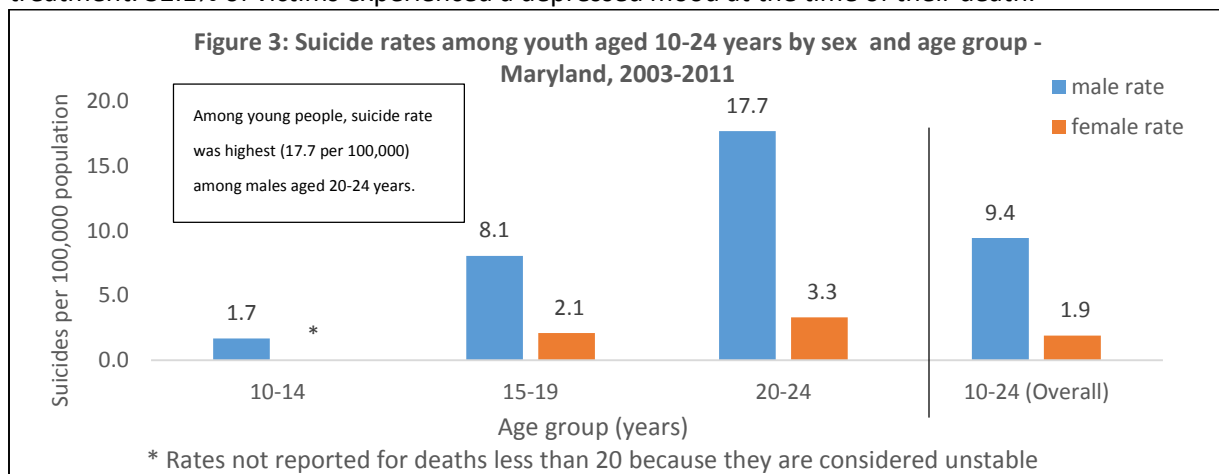
A Snapshot of Youth Violence in Maryland, 2003-2011

This data brief summarizes violent deaths among young people aged 10-24 years reported in the Maryland Violent Death Reporting System (MVDRS) from 2003–2011. Population estimates were obtained from Maryland Vital Statistics Annual reports.¹ There were 2,688 violent deaths among Maryland resident youths (excludes Maryland resident out-of-state deaths) from 2003-2011. Males accounted for the majority 86.4% (2,323) of all violent death types. Overall, more than half 57.4% (1,539) of all victims aged 10-24 years were killed with a firearm.



Youth Suicide

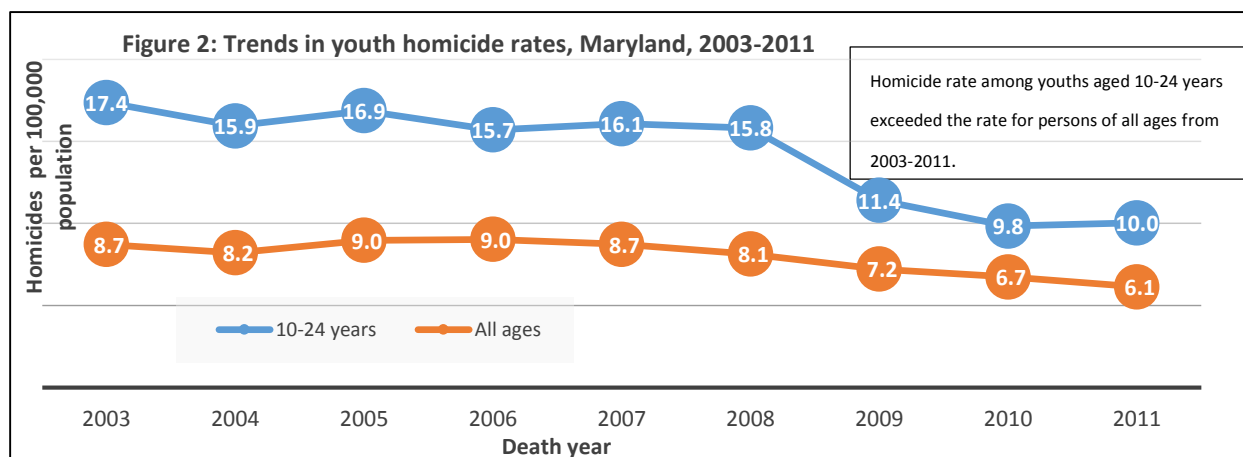
Among youths aged 10-24 years, suicides occurred at higher rates among males (9.1 per 100,000 population) than females (1.9 per 100,000) from 2003-2011. White males accounted for over half (69.9%) of suicides and had the highest suicide rate (10.4 per 100,000 population). The most common method of self-inflicted injury was Hanging/Strangulation/Suffocation (43.6%) followed by firearms (40%). Most suicides occurred in a house or apartment 73.1% (426) followed by natural areas 6.7% (39) such as a field, river, beaches, or woods. Overall, mental health problems were the most commonly noted circumstance (amongst suicide victims) with 43.5% having a current mental health problem, but only 25.5% were in treatment. 32.1% of victims experienced a depressed mood at the time of their death.



¹ <http://dhmh.maryland.gov/vsa/SitePages/reports.aspx>

Youth Homicide

The highest rate of homicide (49.2 per 100,000 population) occurred among young males aged 20-24 years; black males had the highest homicide rate at 65.4 per 100,000 population. Majority of homicides involved the use of a firearm 82.8% (1,243), and occurred in a street, road or sidewalk 52.7% (1,121). Although circumstance information about the homicide was available for only 43% of deaths, those with circumstances described were precipitated primarily by arguments/abuse/conflict 36.4% (235), occurred in conjunction with another crime (26.6%), or drug involvement (22.1%).



Legal intervention death²

Legal intervention deaths (49) among young persons aged 10-24 years represented 30.4% of the total number (161) of legal intervention deaths among persons of all ages from 2003-2011. Of the 49 legal intervention deaths, there were 3 deaths in which the victims had recently committed a homicide. All legal intervention victims were males, the highest percentage of victims 83.7% (41) were non-hispanic blacks and majority 69.4% (34) of the victims were aged 20-24 years.

Youth Violence Resources

National

Centers for Disease Control: There are multiple resources and they can guide to local services or programs. Accessed at <http://www.cdc.gov/violenceprevention/youthviolence/>

Find Youth Info: This site focuses on finding local resources while maintaining a national grasp on the progress against youth violence and resources. Access at <http://www.findyouthinfo.gov/youth-topics/preventing-youth-violence>

Department of Justice: This site has information and links to other national programs to prevent youth violence. Accessed at <http://ojp.gov/programs/jujustice.htm>

State

Johns Hopkins: The Bloomberg School of Public Health has multiple efforts partnering with local communities to reduce youth violence. More information at <http://www.jhsph.edu/research/centers-and-institutes/center-for-prevention-of-youth-violence/>

Baltimore City: The Baltimore City government has implemented Safe Streets and Safe Kids to help combat the scourge of youth violence. More information at <http://health.baltimorecity.gov/programs/violence-prevention>

DHMH 5/5/2015

² Deaths caused by police and other persons with legal authority to use deadly force, excluding legal executions